



RULES FOR REINING EVENTS

3rd edition effective 1st January 2009

including

Rules for Young Riders, Juniors and Children

Printed in Switzerland
Copyright © 2009 Fédération Equestre Internationale
Reproduction strictly reserved

Fédération Equestre Internationale
Avenue Mon-Repos 24
1005 Lausanne
Switzerland

t +41 21 310 47 47
f +41 21 310 47 60
info@fei.org
www.fei.org

CHAPTER I REINING INTRODUCTION

Article 300 GENERAL

- 300.1. Reining is a judged event designed to show the athletic ability of a western type horse in the confines of a show arena. In a Reining competition, athletes/horses are required to run one of several approved patterns. Each pattern includes small slow circles, large fast circles, flying lead changes, roll backs over the hocks, 360 degree spins done in place, back ups and the exciting sliding stops that are the hallmark of the reining horse.
- 300.2. Horses may only start in one competition per day including National classes. A horse may not start in a national class a minimum of one hour preceding the Horse inspection for a CRI/CRIO.
- 300.3. Athletes may take part in all International Categories of Reining events with horses belonging to owners of a different nationality.
- 300.4. Restrictions on Schooling horses
- 300.4.1. All schooling must be in the designated arena(s)
- 300.4.2. Immediately after the Horse Inspection:

Any horse(s) taking part in a CRI/CRIO may only be ridden by the **athlete** who will ride the horse in the competition. The penalty for violating the rule shall be immediate disqualification.

Chapter II REINING EVENTS

Article 301 Categories of International Reining Events

International Reining Events are divided into CRI (Concours de Reining International) and CRIO (Concours de Reining International Official)

301.1. CRI

- 301.1.1. They must comply with the requirements of the FEI General Regulations and the FEI Rules for Reining.
- 301.1.2. In these events there must only be an official individual classification. CRIs can be run over one or two go-rounds.
- 301.1.3. CRIs are defined in the FEI calendar as CRI 1* / CRI 2* / CRI 3* / CRI 4* / 5* as follows:
- | | |
|---|--------|
| CRI with price money up to CHF 2.400 | CRI 1* |
| CRI with price money CHF 2.401-9.000 | CRI 2* |
| CRI with price money CHF 9.001-12.000 | CRI 3* |
| CRI with price money CHF 12.001-29.999 | CRI 4* |
| CRI with price money exceeding CHF 30.000 | CRI 5* |

301.2. CRIO

- 301.2.1 They must comply with the requirements of the FEI General Regulations and the FEI Rules for Reining.
- 301.2.2. CRIOs are defined in the FEI Calendar as CRIO 3*/CRIO 4*/ CRIO 5* as follows:
- | | |
|--|---------|
| CRIO with price money up to CHF 12.000 | CRIO 3* |
| CRIO with price money more than CHF 12.001 | CRIO 4* |
| CRIO with price money more than CHF 50.000 | CRIO 5* |
- 1) Continental Championships and 2) World Championships are considered as CRIO 4* (1) or 5* (2) depending on the level of the prize money.
- 301.2.3 At a CRIO, there must be an individual and team classification. Each Nation may enter only one team. A minimum of three teams is necessary for a team competition to be considered an official team competition. Each team must be composed of a maximum of four athletes of the same nationality. 1 reserve athlete/horse combination in addition to the Team is allowed. The three best results will be considered for the final classification. A team of three athletes may be admitted. In this case, the marks of all three are taken into consideration for the final classification providing all three finish the competition.
- A NF that cannot send a team may send a maximum of two (2) Individual athlete/horse combinations.

301.3. Championships

They must comply with the requirements of the FEI General Regulations and the FEI Rules for Reining. Championships must always be run over two go-rounds.

First go-round

1. The first go-round is the team competition and the first individual qualifying competition.

Second go-round

Second go-round

2. The second go-round is the final Individual competition and is open to 50% of the starters or a maximum of 20 starters from the first go-round, including ties for the 20th place.

Entries: See Art: 301.2.2

Qualification/Certificate of Capability: See Art: 302.3

Substitutions: See Art: 305.4.1

Replacements: See Art: 307.2

Draw/Starting Order: See Art: 308

Officials: See Art: 309.1.1

Scoring: See Art: 311

Medals: FEI Medals will be awarded for the first three teams in the Team Championships and for the first three individuals in the Individual Championship.

301.4. Regional Games

If applicable for Reining, they must comply with the requirements of the FEI General Regulations and the FEI Rules for Reining and the requirements laid down by the various IOC affiliated Regional Games Associations.

301.5. World Equestrian Games

The following competition formula shall be used for World Equestrian Games:

Day 1 Team Competition 1st part

Day 2 Team Competition 2nd part - Team Medals

15 best riders qualify directly for the Individual Final.

Day 3 Rest day

Day 4 Second Qualifying competition

Open to riders placed 16-35 in the Team competition. The 5 best riders qualify for the Individual Final.

Day 5 Rest day

Day 6 Individual Final – Individual Medals

Open to the 15 best riders from the Team competition and 5 best riders from the Second Qualifying competition.

301.6. Breed specific CRI – CRI Br

The purpose of the CRI Br is to allow Reining competitions being held by Breed Associations to be approved by the home NF and FEI.

Breed Associations such as; for example, American Quarter Horses, American Paint Horses, American Morgan Horses, and Arabian Horse Club of America may hold Breed specific CRIs. All participants and horses in a CRI-Br must be registered with the FEI and be members of a Breed association which is recognized and approved by their NF.

The General Rules for Reining apply and any specific rules and conditions for CRI Br will be published separately.

Article 302 Qualification

302.1. Any person from the year in which they reach their 18th birthday is allowed to take part in all Senior Reining events (CRIs, CRIOS and Championships) either as an individual or as a member of team.

302.1.1 The World and Continental Reining Championships are open to all athletes eligible according to published established qualification criteria - Certificate of Capability.

302.1.2. Certificate of Capability (CoC). For World and Continental Championships, a confirmation of capability for each athlete/horse combination is required from NFs for all entered athletes based on results at CRIs and CRIOS. Minimum qualification standards will be established by the FEI from case to case for all FEI World and Continental Championships.

302.2. To be qualified, horses must be at least 6 years old. Mares obviously in advanced pregnancies and with foal at foot cannot be entered.

Article 303 Dress and Salute

All athletes must wear appropriate western attire while competing; this would include a long sleeve shirt with collar, cowboy boots and western hat or safety helmet. When athletes are training in the competition arena they are required to wear competition wear or team attire (no ball caps).

Salute: Must be done in accordance with GR. Art 127, unless the pattern used is a run in pattern.

Article 304 Equipment

- 304.1.** References to a bit mean the use of a curb bit that has a solid or broken mouthpiece, has shanks and acts with leverage. All curb bits must be free of mechanical device and should be considered a standard western bit. A standard western bit includes:
- 304.1.1. 21.5 cms maximum length shank. (A guide to measurement is published in the FEI Reining Judges Guide). Shanks may be fixed or loose.
 - 304.1.2. Concerning mouthpieces, bars must be round, oval or egg-shaped, smooth and unwrapped metal of 0.6 cms to 1.9 cms diameter, measured 2.5 cms from the cheek. They may be inlaid, but must be smooth or latex wrapped. Nothing may protrude below the mouthpiece (bar), such as extensions, prongs or wire rings.
 - 304.1.3. The port must be no higher than 8.9 cms maximum, with rollers and covers acceptable. Broken mouthpieces, half-breeds, and spades are standard.
 - 304.1.4. Slip or gag bits, donuts or flat polo mouthpieces are not acceptable.
- 304.2.** Except for Freestyle Classes, only one hand may be used on the reins, and the hand must not be changed. The hand is to be around the reins; index finger only between split reins is permitted. Violation of this rule results in a penalty score of zero (0).
- 304.3.** When a curb bit is used, a curb strap or curb chain is required. It must be at least 1.27cms wide, lie flat against the jaw, be free of barbs, wire and/or twists.
- 304.4.** Only equipment allowed in competitions is permitted in warm-up and exercise areas.

Article 305 Invitations

- 305.1. **CRI**
The number of officials and athletes, competing as individuals, to whom hospitality will be extended is at the discretion of the Organizing Committee. The number of individuals, which can be accepted, will be stated in the official invitation to foreign National Federations.
- 305.2. **CRIO and Championships**
Four athletes and four horses plus one reserve athlete/horse combination, a non-riding Chef d'Equipe and a veterinary surgeon must be included in the official invitation to the National Federation concerned.
A National Federation that is not able to send a team may send up to 2 individual athletes and 2 horses.
- 305.3. The Organising Committee of a CRI, CRIO and Championship must accept one groom per athlete.
- 305.4. No additional individual athletes are allowed in addition to Teams.
With regard to the number of teams required for Championships Article 108 of the General Regulations apply.
- 305.4.1 **Substitutions**
For Championships, the Organising Committee and FEI will decide on the last date and time for substitutions at Championships. This date and time has to be before the Horse Inspection and substitutions for definitely entered athletes and horses including reserve combinations can only be made with athlete/horse combinations as entered in the Nominated entries. The OC must print in the schedule the latest date for substitution of horse(s) and athlete(s) which may never be later than the day of the veterinary inspection. Following the Horse Inspection no further substitutions can be made but only reserve athlete /horse combinations replace any combination as formally entered for a Team competition.
- 305.5. **Expenses.** The Organising Committee of World and Continental Championships may accept responsibility for meeting the travelling and living expenses of all athletes , horses, grooms and team officials to be invited according to the Rules from the day before the First Horse Inspection until the day after the end of the Championships. This must be published in the schedule.

305.6. Logos

Article 306 Entries

306.1. Entries must be made as follows:

- a) Entries in principle. Entry in principle is a statement of intention.
- b) Nominated Entries. These entries consist of twice the number of athletes names as indicated on the definite entries (Compulsory for Championships and Finals).
- c) Definite Entries. These entries consist of names of athletes and horses that will take part at the event and must be received by the Organising Committee at the dates mentioned in the schedule.

306.2. In the absence of a satisfactory explanation, NFs having made entries in principle and not represented by athletes may be fined.

Article 307 Declaration of Starters

- 307.1. Chefs d'Equipe must declare the members of teams and the names of individual athletes and their horses after the Veterinary Inspection and no later than 1 hour before the draw.
- 307.2. Replacements. In the event of an accident or illness of an athlete and/or horse declared as starter, this athlete and/or horse may, up to one hour before the start of the competition and on production of a certificate from a doctor and/or FEI Veterinary Delegate, after approval of the Ground Jury, be replaced by a reserve athlete/horse combination (Team competition) For substitutions of athletes and horse combinations before the Horse Inspection see see above (Art 305.4.1).

Article 308 Draw for the order of Starting

308.1 CRI

- 308.1.1. There must be a separate draw for each competition. It shall be made in the presence of the President or a member of the Ground Jury, the Technical Delegate and the Chefs d' Equipe.
- 308.1.2. The draw for the order of starting in individual competitions should be made regardless of nationality. Should an athlete have more than one horse, the order of starting may have to be adjusted to ensure that a gap of at least five places is left between his/her horses.

308.2 CRIO / Championships

- 308.2.1. The draw for the order of starting in competitions including both team and individual athletes will be conducted in the following manner:
- 308.2.2. The Chef d'Equipe of each team will determine the starting order of team members within his team. The Chef d'Equipe must deliver to the Event Director, at the latest one hour before the draw, in writing the order of go of the athletes within his team.
- 308.2.3. Numbers equivalent to the total number of starters are placed in a bag or receptacle and a draw is made, regardless of nationality, for the starting position of each of the individual athletes.
- 308.2.4. Then the numbers equivalent to the total number of starting teams are placed in a bag, etc. and a draw is made for the starting order for each of the teams.
- 308.2.5. The starting list is made out with the individual athletes placed in the positions they have drawn. The team athletes are then inserted in sequence in the remaining places.
- 308.2.6. The Starting order for the individual competition at CRIO and Championships shall be as follows:
Individual Final: In reverse order of result from the Team Competition and first Individual qualifying competition. Ties will be broken by a draw to be conducted by the OC.
At World Equestrian Games when a Second Qualifying competition is held, the starting order shall be in reverse order from the team competition.
- 308.2.7. Each horse keeps the same identification number received on arrival throughout the competition. It is compulsory that this number be worn by the horse or the athlete while actively competing and at any time while working in the exercise and schooling areas (from the time of their arrival until the end of the Event) so that they can be identified by all Officials including the Stewards. Failure to display this number incurs a first warning and, in the case of a repeated offence, a fine imposed on the athlete by the Ground Jury or Appeals Committee.

Chapter III Officials for Reining Events

Article 309 Duties of Officials

309.1. Ground Jury

The following requirements will apply

- CRI 1* Minimum 1 FEI Judge, who does not need to be foreign *
- CRI 2* Minimum of 2 FEI Judges, who do not need to be foreign*
- CRI 3* Minimum of 3 FEI Judges, one of which shall be foreign *
- CRI 4* 5 FEI Judges, at least two must be foreign
- CRI 5* 5 FEI Judges, at least three must be foreign

- CRIO 3* Minimum of 3 FEI Judges, one of which shall be foreign *
- CRIO 4* 5 FEI Judges, at least two must be foreign
- CRIO 5* 5 FEI Judges, at least three must be foreign

* In addition National Judges or NRHA certified judges may also be used.

- 309.1.1. At FEI Championships, FEI Reining Masters Finals and Regional Games the Ground Jury must consist of five members, the President included plus one equipment judge, and all Judges must be appointed by the FEI and shall whenever possible be of 5 different nationalities.
- 309.1.2. The marks of all 5 Judges are taken into consideration with the top and bottom scores dropped. When two or three judges are used all count.
- 309.1.3. Each Judge must be assisted by a secretary/scribe speaking the same language.
- ~~1.4. For CRIO, the President and the other members of the Jury are appointed by the NF and the Organizing Committee, in agreement with the FEI, from the FEI list of Judges, two of whom must be foreign.~~
- ~~1.5. For CRI3*, the President and the other members of the Jury are appointed by the NF or the Organizing Committee, in agreement with the FEI, from the FEI lists of Judges one of whom must be foreign.~~
- ~~1.6. For CRIs 1* and CRIs 2*, the President and the other members of the Jury are appointed by the NF or the Organizing Committee from the FEI lists of Judges. In addition one National Judge and/or NRHA certified judge may also be used.~~
- 309.1.4. A President or a member of a Jury is considered to be a Foreign Judge if he/she is of different nationality to that in which the international event is taking place.
- 309.1.5. All Judges of a Jury must speak at least one of the official languages (English) of the FEI and if possible understand the other (French).
- 309.1.6. FEI Reining Officials including Appeal Committee members are not permitted to compete in non-FEI classes at the same event or at National events where they officiate in case of possible conflict of interest.
- 309.1.7. **Foreign Judge**
At CRIOs and CRIs 3*/4*/5* the President or a member of the Ground Jury will act as Foreign Judge and will be required to complete a Foreign Judge's Report. The Foreign Judge must be identified in the schedule.
- 309.1.11 **Technical Delegate**
The FEI will appoint a Technical Delegate in addition to the Ground Jury for Championships and WRM Finals.
- 309.2. **Veterinary Delegate**
- 309.2.1. At all FEI Reining events, an FEI Veterinary Delegate is required as per FEI Veterinary Regulations (~~Art. 1007~~).
- 309.3. **Chief Steward**
- 309.3.1. The Chief Steward is responsible for the organisation of stewarding throughout the event;
- 309.3.2. The Chief Steward must ensure that stable security is adequate for the level of event;
- 309.3.3. The Chief Steward assists the Organising Committee and Ground Jury, conducts all defined functions during a competition such as veterinary inspections and examinations, opening and closing ceremonies or any required organised function within the competition.

- 309.3.4 The Chief Steward is responsible for the overall security and welfare of participants at the event. He/she must liaise closely with the President of the Ground Jury, and the President of the Veterinary Commission/Veterinary Delegate.
- 309.4. **Equipment Judge**
An Equipment judge may be appointed in addition to the number of judges as per 309.1 above.
The duties of the Equipment judge are:
- 309.4.1 To inspect the Horse and Equipment prior to and/or following each run.
- Notify the Chair Judges scoring the event of possible No-Score penalty infractions.
 - Call only those infractions which are obvious. Unclear or borderline calls should receive the benefit of doubt.
 - The Chair Judges should be notified and shown the infraction as soon as practical (when the next horse finishes its run). In the case of illegal equipment, the Equipment Judge may wait until the next drag to involve the other Judges, provided the **athlete** is willing to leave the equipment with the Equipment Judge. If **athletes** fail to do so they are immediately eliminated.
- 309.4.2. To serve as the Alternate Judge when needed.
- When a Chair Judge cannot fulfil their responsibilities to judge the event, the Equipment Judge is the alternate. The Organizing Committee may choose to replace the Equipment Judge or have the horse and equipment inspected in the arena by a Chair Judge.
 - Situations that may result in the Organizing Committee choosing to replace a Chair Judge may include but are not limited to the following:
 - Late arrival or being unable to get to the show.
 - Illness either before or during the show.
 - Conflicts of interest between a Judge and an **athlete** or owner.
 - It must be noted that shows using National officials/non FEI judges as Equipment Judges cannot use them as an alternate Chair Judge.
- 309.4.3. To work with the Organising Committee to control the gate area and to assist **athletes**.
- Athletes** may choose to have their equipment inspected prior to competition. However, this does not preclude the requirement of the Equipment Judge to inspect the horse and equipment following the run.
 - To assist in keeping the gate area clear and in safe order.
 - Prevent and report any abuse or unsportsmanlike behaviour by an **athlete**, owner, assistant or spectator.

Article 310 Appeal Committee

The General Regulations apply. An Appeal Committee is only required for CRIOS, Championships and Masters Finals. See General Regulations.

Article 311 Scoring and Ties

- 311.1. **Scoring** will be on a basis of 0-Infinity, with 70 denoting an average performance. The individual manoeuvres are scored in ½ point increments from a low of -1 ½ to a high of +1 ½ with a score of 0 denoting a manoeuvre that is correct with no degree of difficulty. Scores will be announced after each horse works.
- 311.2. **Ties.** All ties for 1st place will be worked off in Championships, CRIOS and Finals, using the same pattern and order of go as was used during the event, however, there will not be more than one run off.
Working off ties is optional for all other CRIs. Ties for 1st place will be worked off, except in the instance where both entrants have agreed to satisfactorily break the tie without the use of a run-off. Any ties for 1st place will be worked off, except in the instance where added money is less than CHF 2'000.- and where both entrants have agreed to satisfactorily break the tie without the use of a run-off.
A horse not returning for a run-off without such an agreement will forfeit 1st place money and be awarded 2nd place money regardless of the added monies. **Athletes** disqualified in a work-off cannot be placed any lower than the lowest position for which he/she was tied, i.e., 1st, 2nd, and 3rd, in case of disqualification; the horse would be placed 3rd. All other ties are not worked off and will involve, as many places as there are horses tied, e.g., 4th, 5th, 6th, and 7th. The prize money for the divided placings is split equally between the dividing **athletes**.
- 311.2.1. In the event of a tie following the finals of a five-judge event, the following tie breaking procedures will apply:
- 311.2.1.1. A run off;
 - 311.2.1.2. If the **athletes** are still tied, all 5 (five) judges scores from the run off will be tallied to determine the winner;

- 311.2.1.3. If there is still a tie, all 5 (five) judges scores from the Finals will be tallied to determine the winner;
- 311.2.1.4. If there is still a tie, all 5 (five) judges scores from the go-rounds will be tallied to determine the winner;
- 311.2.1.5. If a tie still exists, the tied **athletes** will be placed equally;
- 311.2.1.6. **Ties at Continental and World Championships.**

Teams: In case of equality of scores for the teams in the Team classification it is decided to break ties as follows for Gold and Silver team medals;

1) The scores from all 5 judges are added for the 3 counting team members.

If still tied:

2) The scores are added from the 3 counting judges for the 3rd horse.

If still tied:

3) The scores are added from the 3 counting judges for the 2nd horse.

If still tied:

4) The scores are added from the 3 counting judges for the 1st horse.

Individuals: In case if equality of scores in the individual competition it is decided to break ties in the following manner for the Gold and Silver medals.

1) There will be a run off for ties, using the same pattern and order of go as was used during the competition, however there will not be more than one run off.

If still tied after the run off:

2) The scores from all 5 judges are added to determine the highest score.

If still tied:

3) The score of the President of the Ground Jury in the run off will decide.

If still tied: The score of judge 2 will decide

If still tied: The score of judge 3 will decide

If still tied: The score of judge 4 will decide

If still tied: The score of judge 5 will decide

Bronze medal: If two **athletes** tie the score for the Bronze medal they will be placed equally 3rd. However, in case there are more than 2 **athletes** with the same score ties will be broken as from point 2 above.

- 311.3. **No score.** The following will result in "no score", in addition to any other penalty, which may be imposed under the FEI General Regulations:
 - 311.3.1. Abuse of animal in show arena and/or evidence that an act of abuse has occurred prior to or during the exhibition of a horse in competition;
 - 311.3.2. Use of illegal equipment, including wire on bits, or curb chains;
 - 311.3.3. Use of illegal bits or curb chains;
 - 311.3.4. Use of tack collars, tie downs or nose bands;
 - 311.3.5. Use of whips or bats;
 - 311.3.6. Use of any attachment, which alters the movement of or circulation to the tail;
 - 311.3.7. Failure to dismount and/or present horse and equipment to the appropriate judge for inspection;
 - 311.3.8. Disrespect or misconduct by the **athlete**;
 - 311.3.9. The judge(s) may excuse a horse at any time while in the arena for unsafe conditions or improper exhibition pertaining to either the horse and/or **athlete**.
- 311.4. **Reins.** Closed reins are not allowed except as standard romal reins. Excess rein may be straightened at any place that a horse is allowed to be completely stopped during a pattern. When using a romal, no fingers between the reins are allowed. The free hand may be used to hold the romal, provided it is held at least 16" from the reining hand and in a relaxed position. Use of the free hand while holding the romal, to alter the tension or length of the reins from the bridle to the reining hand, is considered to be use of two hands, and a score of 0 will be applied, with the exception of any place a horse is allowed to be completely stopped during the pattern.
- 311.5. **O score.** The following will result in a score of 0:
 - 311.5.1. Use of more than index or first finger between reins;
 - 311.5.2. Use of two hands or changing hands;
 - 311.5.3. Use of romal other than as outlined in Art. 311.4;
 - 311.5.4. Failure to complete pattern as written;
 - 311.5.5. Performing the manoeuvres other than in specified order;
 - 311.5.6.1. Backing more than two strides;
 - 311.5.6.2. A turn of more than 90 degrees;

Exception. A complete stop in the first quarter of a circle after a canter departure is not to be considered an inclusion of manoeuvre; 2 point break of gait penalty would apply;

- 311.5.7. Equipment failure that delays completion of pattern;
- 311.5.8. Balking or refusal of command where performance is delayed;
- 311.5.9. Running away or failing to guide where it becomes impossible to discern whether the entry is on pattern;
- 311.5.10. Jogging in excess of one-half circle or one-half the length of the arena while starting a circle, circling or exiting a rollback;
- 311.5.11. Over spins of more than 1/4 turn;
- 311.5.12. Fall to the ground by horse or **Athlete**. A horse is deemed to have fallen when its shoulder and/or hip and/or underline touches the ground.
- 311.5.13 Dropping a rein that contacts the ground while the horse is in motion;
- 311.6. Neither a "no score" nor a 0 is eligible to place in a go round or class, but a 0 (zero) may advance in a multi-go event while a "no score" may not.
- 311.7. The following will result in a penalty of five (5) points:
 - 311.7.1. Spurring in front of cinch;
 - 311.7.2. Use of either hand to instil fear or praise;
 - 311.7.3. Holding saddle with either hand;
 - 311.7.4. Blatant disobedience including kicking, biting, bucking, rearing and striking;
- 311.8. The following will result in a penalty of two points:
 - 311.8.1. Break of gait;
 - 311.8.2. Freezing up in spins or rollbacks;
 - 311.8.3. On walk-in patterns, cantering prior to reaching the centre of the arena and/or failure to stop or walk before executing a canter departure;
 - 311.8.4. On run-in patterns, failure to be in a canter prior to reaching the first marker;
 - 311.8.5. If a horse does not completely pass the specified marker before initiating a stop position.
- 311.9. Starting or performing circles or eights out of lead will be judged as follows:
 - 311.9.1. Each time a horse is out of lead, a judge is required to penalize by 1 point. The penalty for being out of lead is cumulative, and the judge will add 1 penalty point for each 1/4 of the circumference of a circle or any part thereof that a horse is out of lead.
 - 311.9.2. A judge is required to penalize a horse 1/2 of a point for a delayed change of lead by one stride, where the lead change is required by the pattern description.
- 311.10. Deduct 1/2 point for starting circle at a jog or exiting rollbacks at a jog up to 2 strides. Jogging beyond 2 strides but less than 1/2 circle or 1/2 the length of the arena, deduct 2 points.
- 311.11. Deduct one-half (1/2) point for over or under spinning up to one-eighth (1/8) of a turn; deduct one (1) point for over or under spinning up to one-quarter (1/4) of a turn.
- 311.12. In patterns requiring a run-around, failure to be on the correct lead when rounding the end of the arena will be penalized as follows: For 1/2 the turn or less, 1 point; for more than 1/2 the turn, 2 points.
- 311.13. There will be a half point penalty for failure to remain a minimum of 20 feet from wall or fence when approaching a stop and/or rollback.
- 311.14. The Ground Jury may not confer as to any penalty or manoeuvre score prior to submitting a score. If a major penalty (a penalty which results in a no score, a 0, or a 5 point penalty) is unclear, Ground Jury members will submit his/her score and ask that the score be held, pending a conference and/or review of the official video at the next drag or as soon as practical. Should the Ground Jury determine via conference or official video replay that a penalty was incurred, it should be applied. If, however, no penalty occurred, the score will be announced as originally submitted. No Ground Jury member shall be required to change his/her score following a conference or official video replay. Each Ground Jury member's decision is an individual call and based on individual decision from a conference or official video replay. The use of official video equipment by the Ground Jury is only permissible if the Ground Jury has reason to believe that all entries have been videotaped.
- 311.15. The Ground Jury shall have the authority to remove any **athlete** from an event he/she is judging, should said **athlete** show any disrespect or misconduct as to render himself or the event in an unprofessional manner.

311.16. **Pre-check and/or Post-check.** Organising committees have the option of using a pre-check or a post-check or both. A pre-check system should not be used in a single judged event. When a pre-check is used, it is strongly recommended that there be a designated area in close proximity to the pre-check judge for the checked horses to remain until they enter the arena. When a pre-check is used, the presence of fresh blood or any other evidence that any act of abuse has occurred prior to the check will result in a no score. If illegal equipment is presented at the pre-check, the **athlete** will not receive a no-score, if he/she is able to correct the problem without delaying the class. If a checked horse leaves the field of vision of the pre-check judge prior to showing, the pre-check judge is to recheck the horse before allowing it to enter the arena. In this system the first two horses should be pre-checked 8-10 minutes before the class begins, with all remaining horses checked when they are in-the-hole. It is suggested that the pre-check judge, as soon as the first three horses have been checked, develop the routine of checking each horse as it becomes the in-the-hole horse. This requires the judge to keep track of only two horses at any one time, the already examined on-deck and in-the hole horses. In addition, this allows each **athlete** time to regain composure and focus following the check, and it gives a **athlete** time to correct an equipment problem should one occur. Before entering the arena each horse will have a final walk around inspection. When a pre-check system is used, all officiating judges, including the pre-check judge, are compelled to call any acts of abuse to a horse while in the arena. If the situation arises where a chair judge calls a no score, the judge making the call should request that the **athlete** present his/her horse to the pre-check judge for inspection. If a no score is called, the **athlete** can accept or contest the call. If contested, the other judge(s) shall be called as soon as is practical to examine.

At post check, all **Athletes** must dismount and drop the bridle immediately after the performance. The bridle must be dropped by the **Athlete** or a designated representative. The bridle must be checked by the designated judge in the arena or in close proximity to the arena. Failure to comply will result in a no score.

311.17. The Ground Jury shall be the sole persons responsible to determine if an **athlete** has correctly completed the pattern as written.

311.18. The Ground Jury has the option of awarding a re-ride to any **athletes** who, in the judge's opinion, is unable to complete a pattern for reasons that are out of the **athlete's** control. In the instance where a re-ride is warranted in the Ground Jury's opinion, the President of the Ground Jury should advise the competition management of such as soon as is possible.

311.19. Copies of the score sheets should be posted within one hour of class completion. Original judges score sheets must be returned to the FEI office with the show results **for Championships and WRM Finals.**

Chapter IV Veterinary Inspections and Examinations, Medication Control and Passports of Horses

Article 312 Veterinary Inspections and Examinations

The Veterinary Inspections and Examinations must be conducted in accordance with the Veterinary Regulations. ~~and as laid down in the present Rules. See Annex III. In the Event of any inconsistency, the present rules shall govern.~~

Article 313 Medication Control

The Medication Control of horses must be conducted in accordance with the General Regulations and the Veterinary Regulations.

Article 314 Passports

1. Every horse entered for any competition at CRIs 1* and 2* in a foreign country, and all horses entered for CRIs 3*, 4* and 5*, CRIOs, Championships and WRM Finals whether at home or in foreign countries, must have an Official FEI Passport, or a National Passport approved by the FEI, as a means of identification and to establish ownership.

2. Horses taking part in CRIs 1* and 2* and in competitions limited to horses from the host nation or where no foreign horses are taking part, are not required to have a passport. All such horses must be properly registered and unless there is no national requirement for vaccination in the host country of origin, all horses must have a valid vaccination certificate.

Chapter V Patterns

Article 315 Patterns

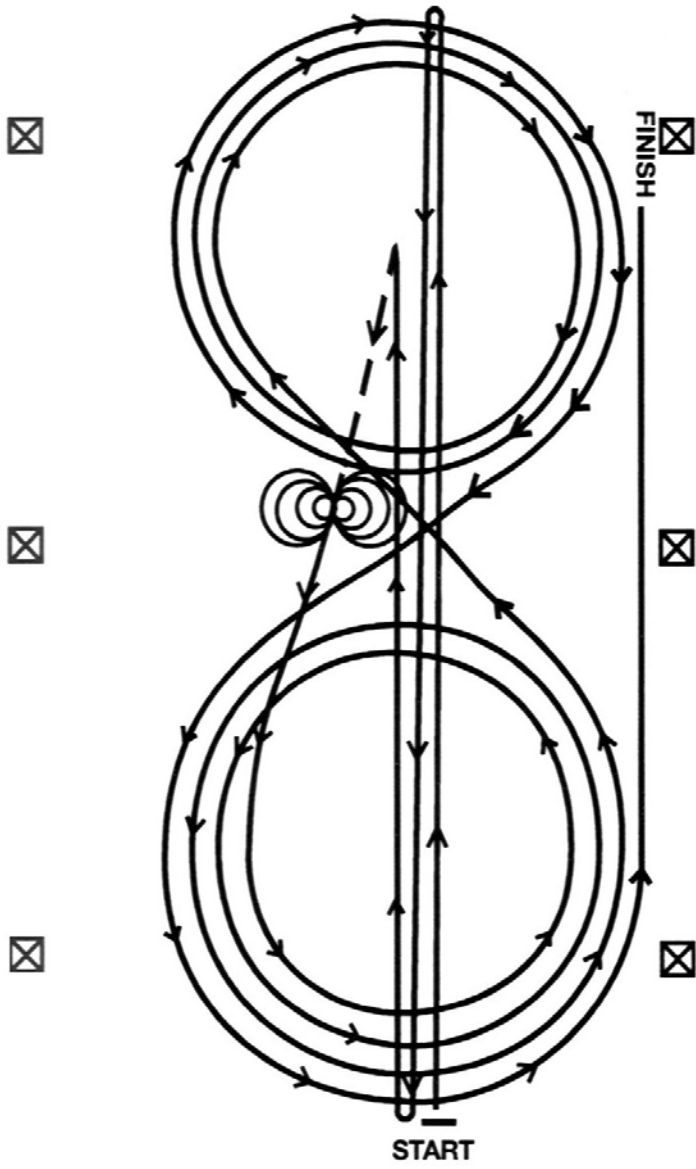
- 315.1. The following patterns are to be worked as stated, not as drawn. The drawn pattern is just to give the general idea of what the pattern will look like in the arena.
- 315.2. Markers will be placed on the wall or fence of the arena as follows:
 - a. At the centre of the arena
 - b. At least 50' (15 metres) from each end wall
- 315.3. Where designated in the Pattern for stops to be beyond a marker, the horse should begin his/her stop after he/she passes the specified marker.
- 315.4. Each pattern is drawn so that the bottom of the page represents the end of the arena entered by **athletes** and must be run as such. In the event that an arena has only one gate and it be in the exact middle of the side, that side shall represent the right side of the page the pattern is drawn on.
- 315.5. All horses will be judged immediately upon entering the arena and judging will cease after the last manoeuvre. Any fault incurred prior to the commencement of a pattern will be scored accordingly.
- 315.6. All judges' decisions are final.

Pattern 1

1. Run at speed to the far end of the arena past the end marker and do a left roll back - no hesitation.
2. Run to the opposite end of the arena past the end marker and do a right rollback - no hesitation.
3. Run past the centre marker and do a sliding stop. Back up to centre of the arena or at least ten feet (3 metres). Hesitate.
4. Complete four spins to the right. Hesitate
5. Complete four and one-quarter spins to the left so that horse is facing left wall or fence. Hesitate.
6. Beginning on the left lead, complete three circles to the left: the first circle large and fast; the second circle small and slow; the third circle large and fast. Change leads at the centre of the arena.
7. Complete three circles to the right: the first circle large and fast; the second circle small and slow; the third circle large and fast. Change leads at the centre of the arena.
8. Begin a large fast circle to the left but do not close this circle. Run straight up the side of the arena past the centre marker and do a sliding stop at least twenty feet (6 metres) from wall or fence. Hesitate to demonstrate the completion of the pattern.

Equipment check according to Art. 311.16.

PATTERN 1

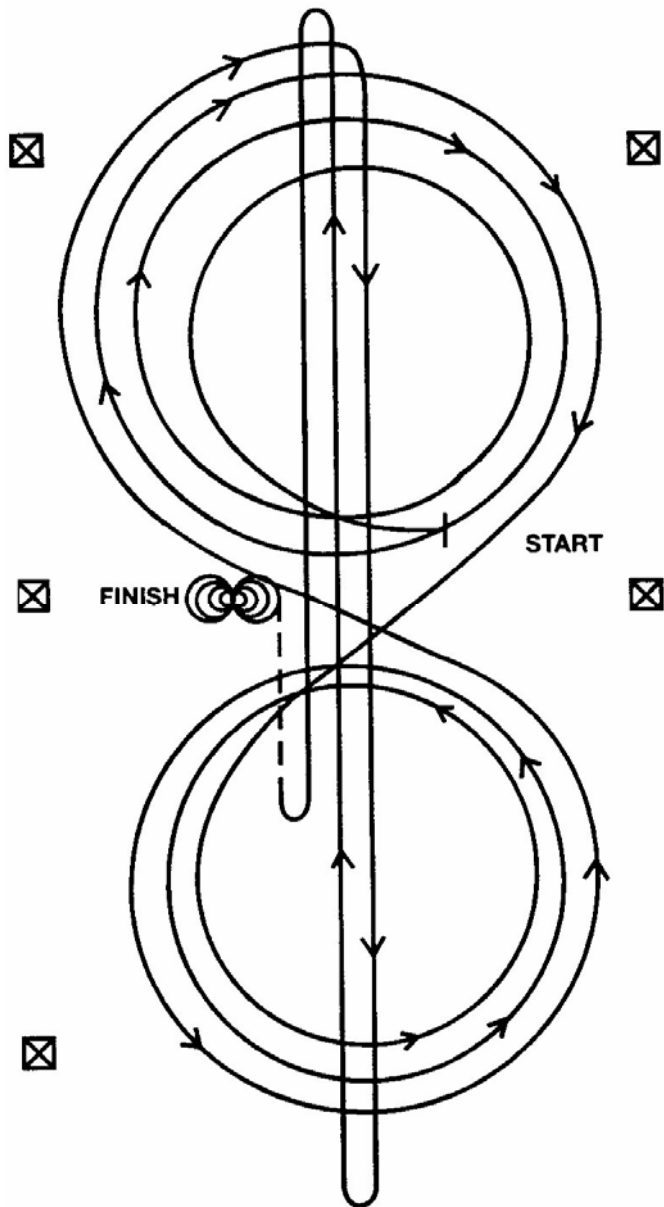


Pattern 2

Beginning at the centre of the arena facing the left wall or fence.

1. Beginning on the right lead, complete three circles to the right: the first circle small and slow; the next two circles large and fast. Change leads at the centre of the arena.
 2. Complete three circles to the left: the first circle small and slow; the next two circles large and fast. Change leads at the centre of the arena.
 3. Continue around previous circle to the right. At the top of the circle, run down the middle to the far end of the arena past the end marker and do a right roll back - no hesitation.
 4. Run up the middle to the opposite end of the arena past the end marker and do a left roll back - no hesitation.
 5. Run past the centre marker and do a sliding stop. Back up to the centre of the arena or at least ten feet (3 metres). Hesitate.
 6. Complete four spins to the right. Hesitate.
 7. Complete four spins to the left. Hesitate to demonstrate the completion of the pattern.
- Equipment check according to Art. 311.16.

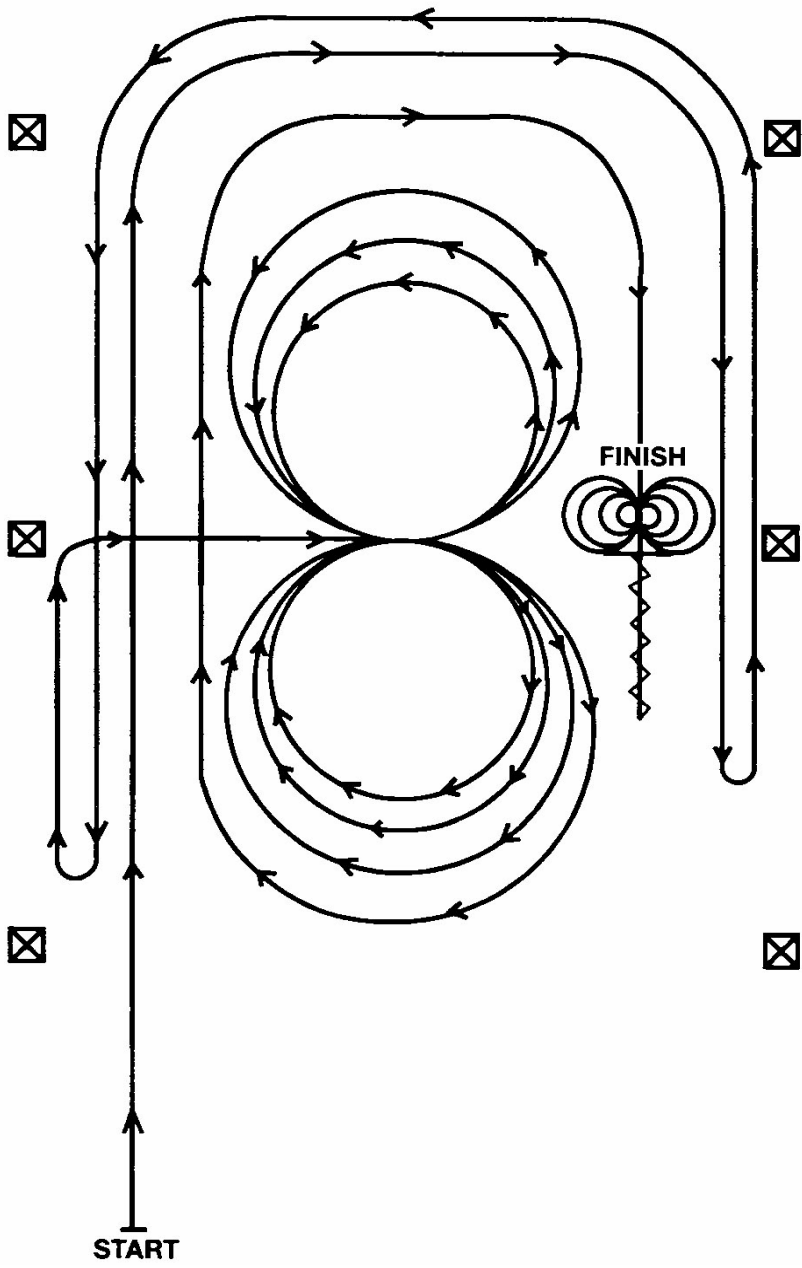
PATTERN 2



Pattern 3

1. Beginning, lope straight up the left side of the arena, circle the top end of the arena, run straight down the opposite or right side of the arena, staying at least twenty feet (6 metres) from the walls or fence, past the centre marker and do a left rollback - no hesitation.
2. Continue straight up the right side of the arena, circle back around the top of arena, staying at least twenty feet (6 metres) from the walls or fence, run straight down the left side of the arena past the centre marker and do a right rollback - no hesitation.
3. Continue up the left side of arena to the centre marker. At the centre marker, the horse should be on the right lead. Guide the horse to the centre of the arena on the right lead and complete three circles to the right: the first two circles large and fast; the third circle small and slow. Change leads at the centre of the arena.
4. Complete three circles to the left: the first two circles large and fast; the third circle small and slow. Change leads in the centre of the arena.
5. Begin a large fast circle to the right but do not close this circle. Continue up the left side of the arena, circle the top of the arena, staying at least twenty feet (6 metres) from the walls or fence run straight down the opposite or right side of the arena past the centre marker and do a sliding stop. Back up at least ten feet (3 metres). Hesitate.
6. Complete four spins to the right. Hesitate.
7. Complete four spins to the left. Hesitate to demonstrate completion of the pattern.
Equipment check according to Art. 311.16.

PATTERN 3

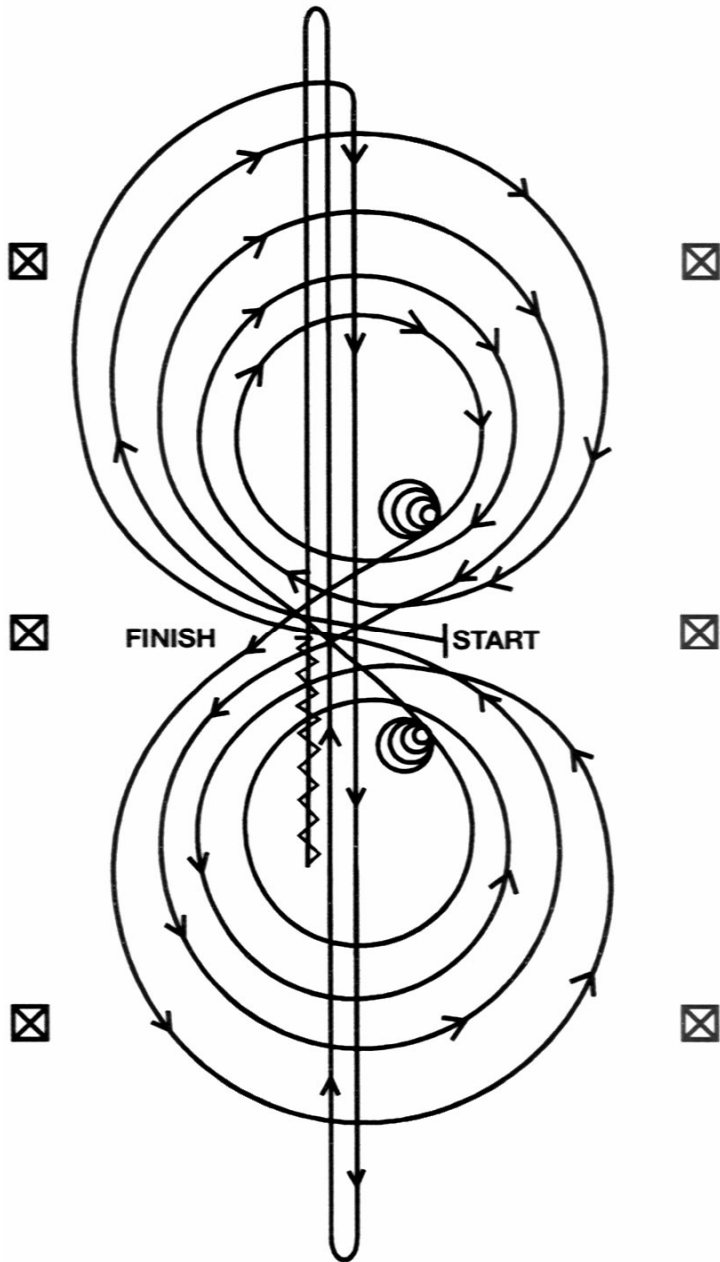


Pattern 4

Beginning at the centre of the arena facing the left wall or fence.

1. Beginning on the right lead, complete three circles to the right: the first two circles large and fast; the third circle small and slow. Stop at the centre of the arena. Hesitate.
2. Complete four spins to the right. Hesitate.
3. Beginning on the left lead, complete three circles to the left: the first two circles large and fast; the third circle small and slow. Stop at the centre of the arena. Hesitate.
4. Complete four spins to the left. Hesitate.
5. Beginning on right lead, run a large fast circle to the right, change leads at the centre of the arena, run a large fast circle to the left, and change leads at the centre of the arena (figure 8).
6. Continue around previous circle to the right. At the top of the circle, run down the middle to the far end of the arena past the end marker and do a right roll back - no hesitation.
7. Run up the middle to the opposite end of the arena past the end marker and do a left roll back - no hesitation.
8. Run past the centre marker and do a sliding stop. Back up to the centre of the arena or at least 10 feet (3 metres). Hesitate to demonstrate completion of the pattern.
Equipment check according to Art. 311.16.

PATTERN 4



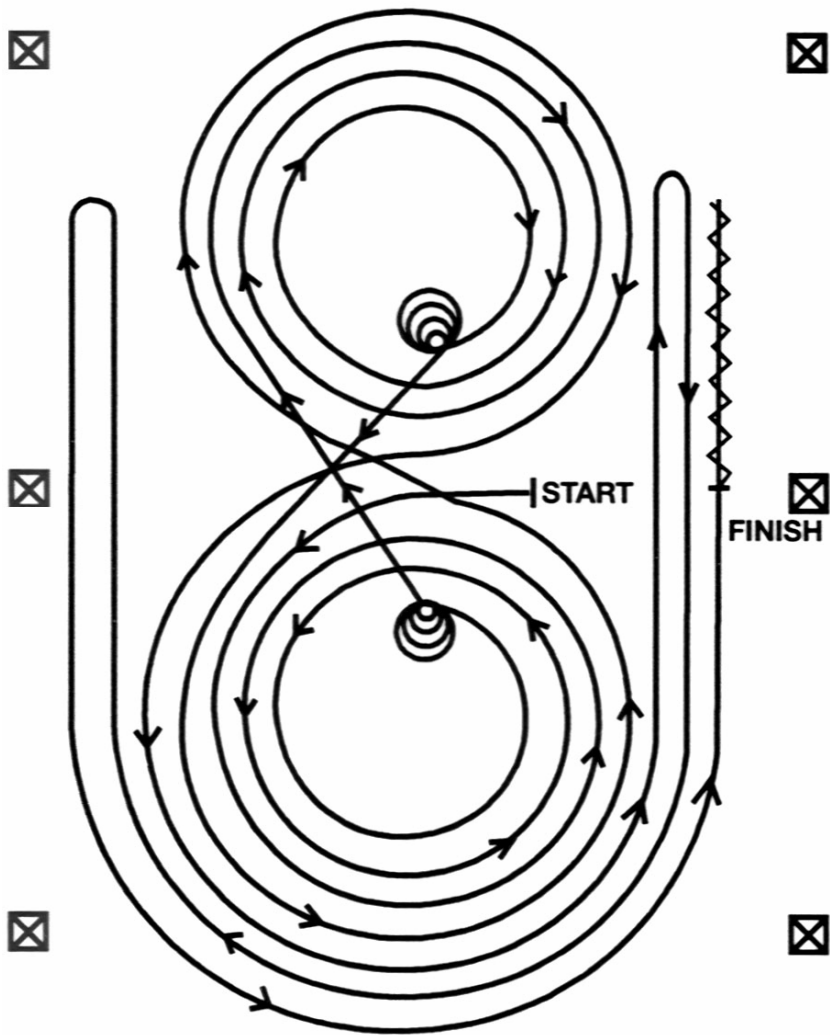
Pattern 5

Beginning at the centre of the arena facing the left wall or fence.

1. Beginning on the left lead, complete three circles to the left: the first two circles large and fast; the third circle small and slow. Stop at the centre of the arena. Hesitate.
2. Complete four spins to the left. Hesitate.
3. Beginning on the right lead, complete three circles to the right: the first two circles large and fast; the third circle small and slow. Stop at the centre of the arena. Hesitate.
4. Complete four spins to the right. Hesitate.
5. Beginning on left lead, run a large fast circle to the left, change leads at the centre of the arena, run a large fast circle to the right, and change leads at the centre of the arena (figure 8).
6. Continue around previous circle to the left but do not close this circle. Run up the right side of the arena past the centre marker and do a right rollback at least twenty feet (6 metres) from the wall or fence - no hesitation.
7. Continue around previous circle but do not close this circle. Run up the left side of the arena past the centre marker and do a left rollback at least twenty feet (6 metres) from the wall or fence - no hesitation.
8. Continue back around previous circle but do not close this circle. Run up the right side of the arena past the centre marker and do a sliding stop at least twenty feet (6 metres) from the wall or fence. Back up at least ten feet (3 metres). Hesitate to demonstrate completion of the pattern.

Equipment check according to Art. 311.16.

PATTERN 5

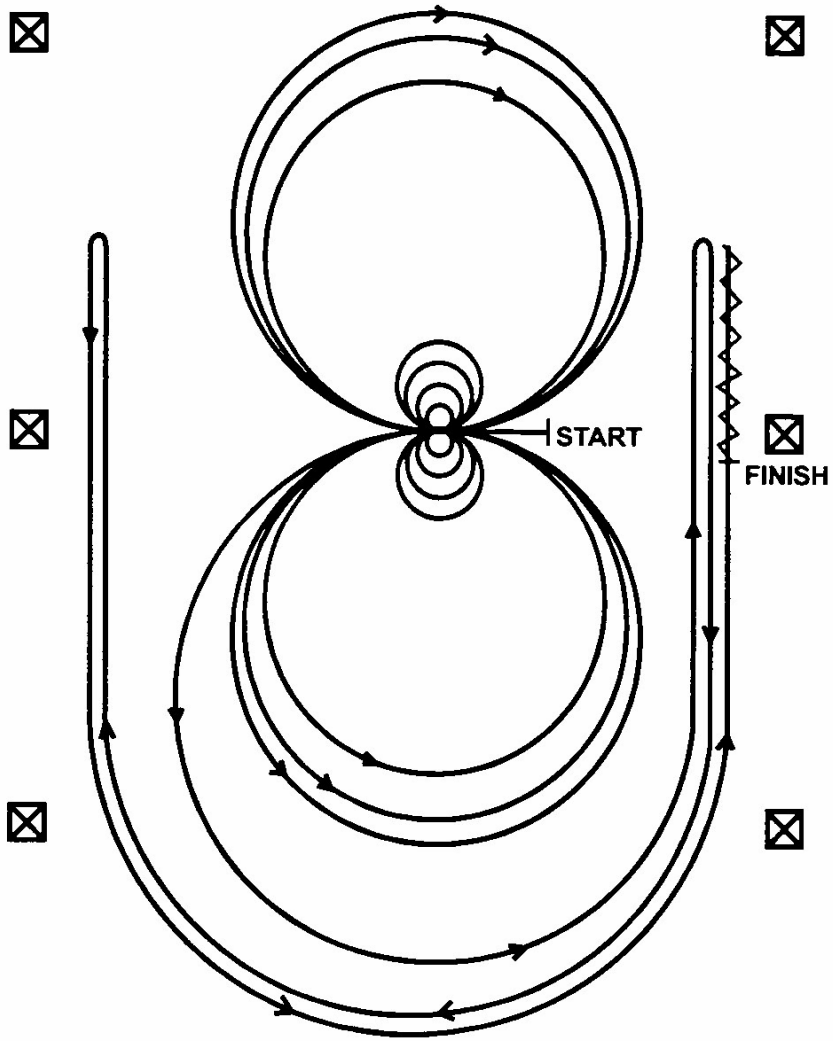


Pattern 6

Beginning at the centre of the arena facing the left wall or fence

1. Complete four spins to the right. Hesitate.
 2. Complete four spins to the left. Hesitate.
 3. Beginning on the left lead, complete three circles to the left: the first two circles large and fast; the third circle small and slow. Change leads at the centre of the arena.
 4. Complete three circles to the right: the first two circles large and fast; the third circle small and slow. Change leads at the centre of the arena.
 5. Begin a large fast circle to the left but do not close this circle. Run up the right side of the arena past the centre marker and do a right rollback at least twenty feet (6 metres) from the wall or fence - no hesitation.
 6. Continue back around previous circle but do not close this circle. Run up the left side of the arena past centre marker and do a left rollback at least twenty feet (6 metres) from the wall or fence - no hesitation.
 7. Continue back around previous circle but do not close this circle. Run up the right side of the arena past the centre marker and do a sliding stop at least twenty feet (6 metres) from the wall or fence. Back up at least ten feet (3 metres). Hesitate to demonstrate the completion of the pattern.
- Equipment check according to Art. 311.16.

PATTERN 6

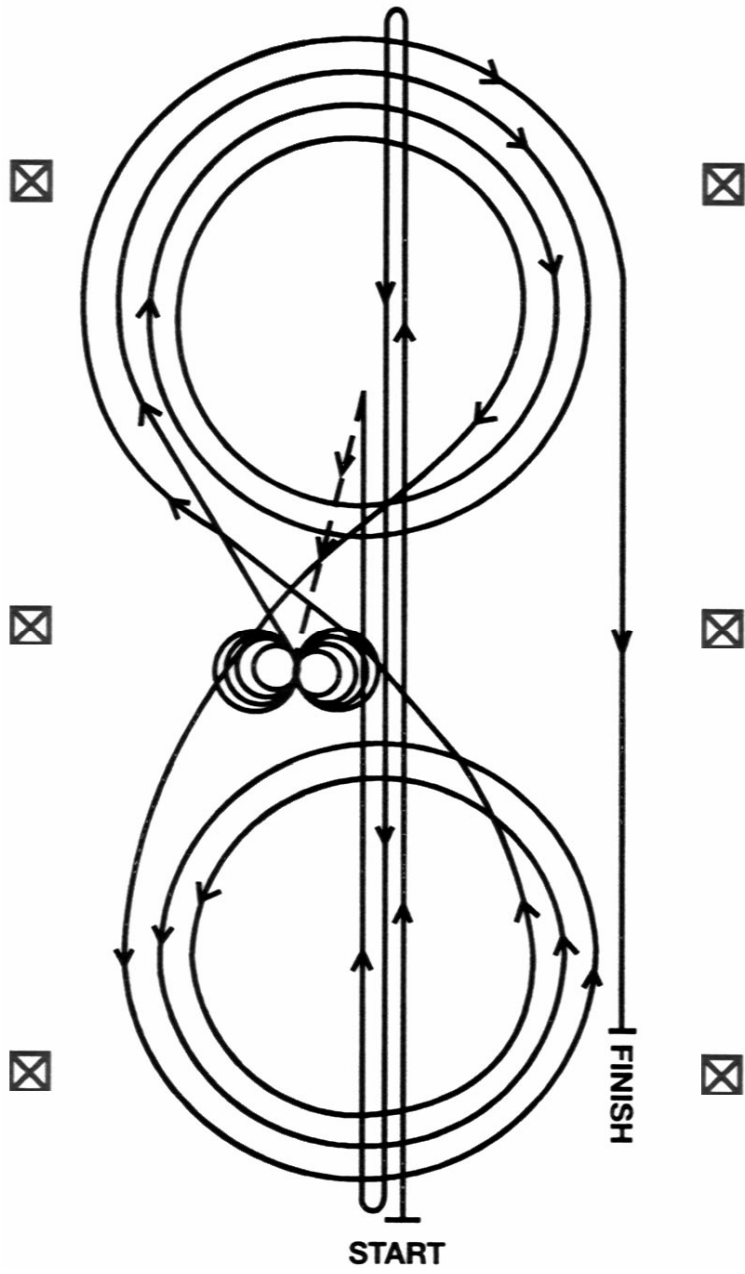


Pattern 7

1. Run at speed to the far end of the arena past the end marker and do a left rollback - no hesitation.
2. Run to the opposite end of the arena past the end marker and do a right rollback - no hesitation.
3. Run past the centre marker and do a sliding stop. Back up to the centre of the arena or at least ten feet (3 metres). Hesitate.
4. Complete four spins to the right. Hesitate.
5. Complete four and one-quarter spins to the left so that horse is facing left wall or fence. Hesitate.
6. Beginning on the right lead, complete three circles to the right: the first two circles large and fast; the third circle small and slow. Change leads at the centre of the arena.
7. Complete three circles to the left: the first two circles large and fast; the third circle small and slow. Change leads at the centre of the arena.
8. Begin a large fast circle to the right but do not close this circle. Run straight down the right side of the arena past the centre marker and do a sliding stop at least twenty feet (6 metres) from the wall or fence. Hesitate to demonstrate the completion of the pattern.

Equipment check according to Art. 311.16.

PATTERN 7



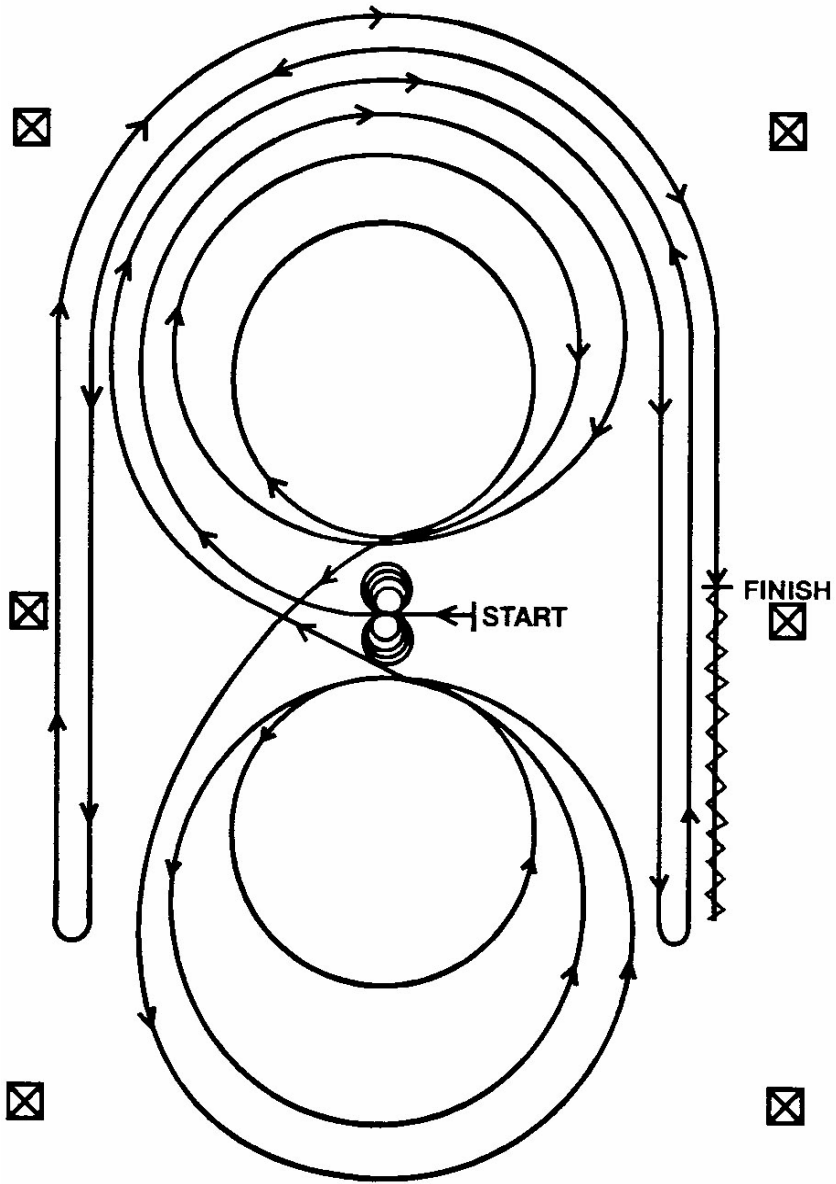
Pattern 8

Beginning at the centre of the arena facing the left wall or fence.

1. Complete four spins to the left. Hesitate.
2. Complete four spins to the right. Hesitate.
3. Beginning on the right lead, complete three circles to the right: the first circle large and fast; the second circle small and slow; the third circle large and fast. Change leads at the centre of the arena.
4. Complete three circles to the left: the first circle large and fast; the second circle small and slow; the third circle large and fast. Change leads at the centre of the arena.
5. Begin a large fast circle to the right but do not close this circle. Run straight down the right side of the arena past the centre marker and do a left rollback at least twenty feet (6 metres) from the wall or fence - no hesitation.
6. Continue back around the previous circle but do not close this circle. Run down the left side of the arena past the centre marker and do a right rollback at least twenty feet (6 metres) from the wall or fence - no hesitation.
7. Continue back around the previous circle but do not close this circle. Run down the right side of the arena past the centre marker and do a sliding stop at least twenty feet (6 metres) from the wall or fence. Back up at least ten feet (3 metres). Hesitate to demonstrate the completion of the pattern.

Equipment check according to Art. 311.16.

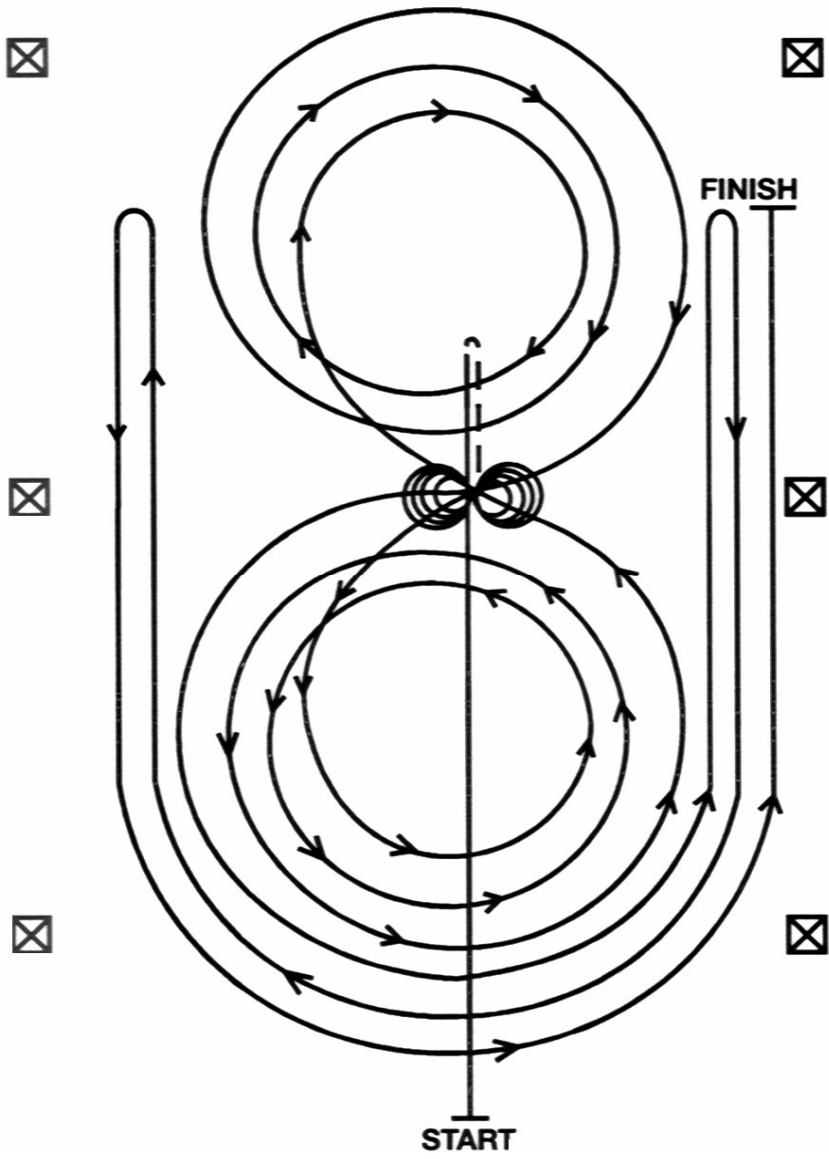
PATTERN 8



Pattern 9

1. Run past the centre marker and do a sliding stop. Back up to the centre of the arena or at least ten feet (3 metres). Hesitate.
 2. Complete four spins to the right. Hesitate.
 3. Complete four and one-quarter spins to the left so that horse is facing the left wall or fence. Hesitate.
 4. Beginning on left lead, complete three circles to the left: the first circle small and slow; the next two circles large and fast. Change leads at the centre of the arena.
 5. Complete three circles to the right: the first circle small and slow; the next two circles large and fast. Change leads at the centre of the arena.
 6. Begin a large fast circle to the left but do not close this circle. Run up the right side of the arena past the centre marker and do a right rollback at least twenty feet (6 metres) from the wall or fence - no hesitation.
 7. Continue back around the previous circle but do not close this circle. Run up the left side of the arena past the centre marker and do a left rollback at least twenty feet (6 metres) from the wall or fence - no hesitation.
 8. Continue back around the previous circle but do not close this circle. Run up the right side of the arena past the centre marker and do a sliding stop at least twenty feet (6 metres) from the wall or fence. Hesitate to demonstrate the completion of the pattern.
- Equipment check according to Art. 311.16.

PATTERN 9

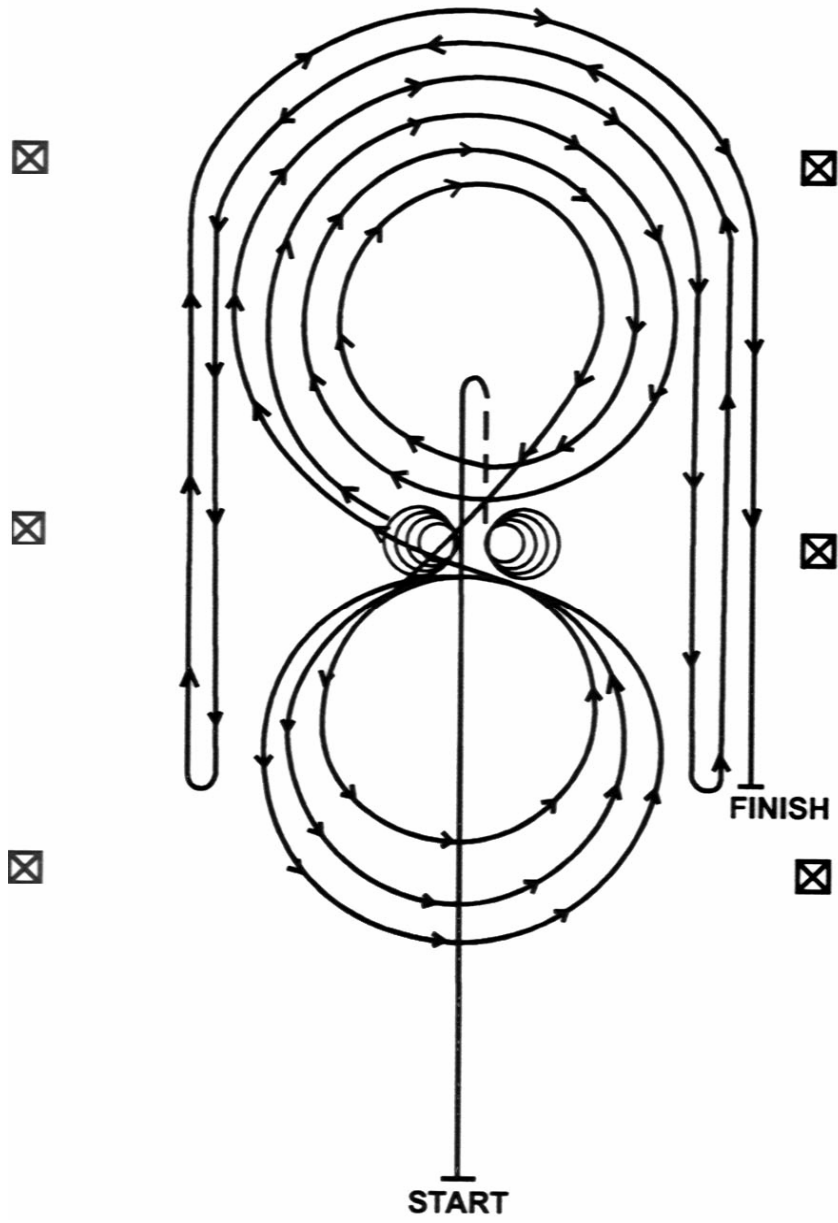


Pattern 10

1. Run past the centre marker and do a sliding stop. Back up to the centre of the arena or at least ten feet (3 metres). Hesitate.
2. Complete four spins to the right. Hesitate.
3. Complete four and one quarter spins to the left so that the horse is facing the left wall or fence. Hesitate.
4. Beginning on the right lead, complete three circles to the right: the first two circles large and fast, the third circle small and slow. Change leads at the centre of the arena.
5. Complete three circles to the left: the first circle small and slow, the next two circles large and fast. Change leads at the centre of the arena.
6. Begin a large fast circle to the right but do not close this circle. Run down the right side of the arena past the marker and do a left roll back at least twenty feet (6 metres) from the wall or fence, no hesitation.
7. Continue back around the previous circle but do not close this circle. Run down the left side of the arena past the centre and do a right roll back at least twenty feet (6 metres) from the wall or fence - no hesitation.
8. Continue back around previous circle but do not close this circle. Run down the right side of the arena past the centre marker and do a sliding stop at least twenty feet (6 metres) from the wall or fence. Hesitate to demonstrate completion of the pattern.

Equipment check according to Art. 311.16.

PATTERN 10



Article 316 Freestyle Reining

- 306.1. Reining manoeuvres originated from moves that a cow horse must use in performing its duties and have been refined to the high level of competition existing today. Freestyle Reining not only provides an opportunity to use these manoeuvres creatively, but also to expand them to music by means of choreography. **Athletes** are encouraged to use musical scores, which permit them to show the athletic ability of the horse in a crowd appealing way. Music is mandatory in Freestyle.
- 316.2. The FEI Rules for Reining will apply to freestyle except where the following Rules preempt same.
- 316.3. Required manoeuvres will be defined as follows:
- 316.3.1. A minimum of 4 consecutive spins to the right.
- 316.3.2. A minimum of 4 consecutive spins to the left.
- 316.3.3. A minimum of 3 stops.
- 316.3.4. A minimum of 1 lead change at the canter from right to left.
- 316.3.5. A minimum of 1 lead change at the canter from left to right.
- 316.4. **Athletes** will only be judged astride.
- 316.5. **Athletes** are allowed to use two hands (as well as one or no hands) and any bit approved by the FEI Reining Rules, as well as a snaffle bit or hackamore. (NB: a snaffle bit or hackamores are only permitted in freestyle competitions) The Snaffle bit must be smooth with a broken mouthpiece (conventional O-ring, egg butt or D ring) with ring no larger than 10 cms and no smaller than 5 cms. 2.5 cms in from the cheek the mouthpiece must be a minimum of 0.6 cm diameter with a gradual decrease to the centre of the snaffle. Optional curb strap is acceptable; however curb chains are not acceptable. A flexible braided rawhide or leather or rope bosal the core of which may be either rawhide or flexible cable, may be used in lieu of a snaffle bit, but can be no larger than 2 cms in diameter at the cheek; there must be a minimum of a 2-finger space (approximately 3 cms) between the bosal and the horse's nose. Absolutely no rigid material will be permitted under the jaw or in connection with the bosal regardless of how well covered or padded. Horsehair bosals are prohibited.
- 316.6. Failure to perform all the required manoeuvres or failure to complete the performance within the time limit will result in a 0.
- 316.7. Additional manoeuvres such as rollbacks, backups, speed variations, and non-classical reining manoeuvres such as half pass and side pass are appropriate in Freestyle and shall be given appropriate credit. Additional repetitions of required manoeuvres are appropriate, but will only add or subtract from the existing scores already given for the required manoeuvres, not as additional scores.
- 316.8. The time limit is a maximum of 3½ minutes including any introductions. The time limit will be from the beginning of the music or from the beginning of the introduction (whichever is first) and will end with the music.
- 316.9. Costumes are permitted but not required. Emphasis is placed on performing the reining manoeuvres to music.
- 316.10. Props are permitted but at no time may hinder the judges' view of the horse. The use of props will not add to the score.

Article 317 Judging of Freestyle Reining

- 317.1. Required manoeuvres in Freestyle will receive a score based on technical merit from the technical judges utilizing judges score sheets specifically designed for the Freestyle. Transitional manoeuvres and other manoeuvres not specified as reining manoeuvres will be evaluated and scored accordingly in a specified box and counted as a single manoeuvre score. If an artistic impression judge is used, they must use the Freestyle score sheet and are encouraged to include remarks regarding performance. In the event an artistic judge is not used, the technical judges will assess an artistic impression score in the box specified using a -2 to a +2 evaluation.
- 317.2. Tie breaker judge. One judge (not to be an artistic impression judge) shall be designated as the tiebreaker prior to the Freestyle class. In the event a tie still occurs (or the tie occurs with one judge), the technical merit scores will be tallied to break the tie. In the event a tie remains, the **athletes** tied will be declared co-champions.
- 317.3. Validating required manoeuvres will be the responsibility of the judges. At least one scribe will be used to assist in verifying the required manoeuvres for each horse as they are completed in the pattern.

- 317.4. Preliminaries are to be used at the discretion of show management and should use patterns in Article 315. Preliminaries may be held without music or costuming, but must allow the use of either one or two hands. The emphasis in the design of any preliminary should be on quality of competition.
- 317.5. Applause meters or Artistic impression judges should not represent more than 20% of the combined score and should only be used in conjunction with (minimum) two approved judges. When used in scoring, the following formulas should be applied to properly weigh the scores according to the above percentage and still produce a comparable numerical score as when three judges are used.
Score for Judge 1 should be multiplied by 1.2.
Score for Judge 2 should be multiplied by 1.2.
Score for the Applause Meter should be multiplied by 0.6. All three scores should then be added to determine the final score for placing.
- 317.6. The Organizing Committee will reserve the right to rule on music or dress that may be inappropriate or offensive to the spirit and nature of the Event. The Organizing Committee may also determine the use of special lighting.

ANNEX: Judges

3* (~~INTERNATIONAL CANDIDATE~~) JUDGE

1. The FEI maintains a List of qualified 3* (Candidate) Judges, who have been recommended by their NFs and accepted by FEI HQ with the recommendation of the Reining Committee.
2. The qualifications for 3* Judges are as follows:
 - 2.1. To have acted as a member of a Ground Jury or ~~Appeal Committee~~ at a CRI or to have judged at major National Reining events during the previous two years.
 - 2.2. To speak one of the two official languages (English) and preferably understand the other (French).
 - 2.3. To have qualified at an FEI course by passing Reining judges testing requirements for 3* Judges.
 - 2.4. To be preferably under the age of 60.

4* (~~INTERNATIONAL~~) JUDGE

1. The FEI maintains a List of qualified 4* (International) Judges recommended by their NFs and accepted by the FEI HQ with the recommendation of the Reining Committee.
2. The qualifications for 4* Judges are as follows:
 - 2.1. To have acted at least twice in 4 years as a member of a Ground Jury or ~~Appeal Committee~~ at a CRI, CRIO or a Championship
 - 2.2. To have served as a 3* Judge for at least two years or two complete seasons.
 - 2.3. To speak one of the two official languages (English) and preferably understand the other (French).
 - 2.4. To have qualified at an FEI course by passing Reining judges testing requirements for 4* Judges.

5* (~~OFFICIAL INTERNATIONAL~~) JUDGE

1. The FEI maintains a List of 5* (O) Judges selected by Headquarters from the List of 4* Judges on the recommendation of the Reining Committee, based on technical merit and experience.

RE-QUALIFICATION OF JUDGES

All FEI Reining judges have to re-qualify every 2 years at a FEI Judges course to remain on the list of Judges.

ANNEX: Stable Security at Reining Events

1. Minimum FEI Stable Security

Requirements for CRI3*, CRI4*, CRI5* and CRIOs, Championships, Finals and Games refer to Article 1005 of the FEI Veterinary Regulations.

2. Reduced Stable Security

The following provisional measures for minor Reining events: CRI1* and 2* and for CRI3* outside Western Europe are implemented on an experimental basis and will be reviewed annually.

CRI1*-3* outside Western Europe

Vet. Regs Art. 1005.2.4, 1005.2.5.1 and 1005.2.5.2 will not apply to CRIs outside Western Europe. However, reduced stable security requirements must always be met.

Requirements

1. Horses must be stabled at the venue.
2. Whenever possible, stabling horses from the same country together. The provision of adequate isolation for horses particularly those arriving from other countries. In regard to Equine Influenza, if an event is held in conjunction with a National event (classes), the vaccinated horses must be separately stabled from the non-vaccinated ones.
3. The welfare of horses must not be compromised in any way.
4. Organisers will be required to ensure that the stable area(s) at their events are controlled by Stable Manager(s) and Stewards on a 24 hour basis, to guard against horses getting colic, being cast in their boxes and, e.g. the risk of fire, etc.
5. Security fences and access control will not be compulsory. However, the Vet. Delegate or the Foreign Judge/Technical Delegate (Gen Regulations) have the right to require these measures or that a rope limit be set in order to ensure that vehicles are not parked too close etc. should it be needed for practical reasons.

Simultaneous events

If two events of different categories/disciplines are held simultaneously, the higher level of stable security is automatically required.

ANNEX - RULES FOR YOUNG RIDERS, JUNIOR and CHILDREN REINING EVENTS

Effective 1st January 2009

Chapter I Introduction

Art YR J Ch- 0 GENERAL

Young Rider, Junior and Children participation is an important element in the development of the Equestrian Sport in the world. The objective of the following Regulations is to standardise types of Reining Events and Competitions for Young Riders, Juniors and Children throughout the world, taking into account specific problems applying exclusively to Young Riders, Juniors and Children.

Art YR J Ch- 1 PRIORITY OF THE REGULATIONS

In all matters not covered by the present FEI Regulations, the General Regulations, the Veterinary Regulations and the Rules for senior Reining Events shall apply.

Art YR J Ch- 2 DEFINITION

DEFINITION OF A YOUNG RIDER

A person may compete as a Young Rider from the beginning of the calendar year in which he reaches the age of 16 until the end of the calendar year in which he reaches the age of 21.

DEFINITION OF A JUNIOR

A person may compete as a Junior from the beginning of the calendar year in which he reaches the age of 14 until the end of the year in which he reaches the age of 18.

DEFINITION OF A CHILD

A child may compete as a child from the beginning of the calendar year in which he reaches the age of 12 until the end of the calendar year in which he reaches the age of 14.

Chapter II International Events and Championships

Art YR J Ch- 3 INTERNATIONAL EVENTS

1. Types of Events. The following types of Events for Young Riders, Juniors and Children are established:
 - 1.1. International Events (CRIYs – CRIJs – CRI-Ch) and
 - 1.2. Official International Events (CRIOYs – CRIJs – CRIOs-Ch) and
 - 1.3. Championships.
2. A CRIY/CRIJ/CRI-Ch may not be organised in the two weeks preceding a Championship for Young Riders/Juniors or a CRIOY/CRIOJ/CRI-Ch without the specific permission of the Organising Committee of this Championship or of this CRIOY/CRIOJ/CRIO-CH and without the agreement of the Secretary General of the FEI.
3. International Events (CRIY/CRIJ/CRI-Ch)
 - 3.1. A CRIY/CRIJ/CRI-Ch is an International Event open to individual athletes from the host country and from an unrestricted number of foreign countries.
No unofficial Team competition (Nations Cup) may be held during a CRIOY/CRIOJ/CRI-Ch.
4. Official International Events (CRIOY/CRIOJ/CRI-Ch)
 - 4.1. A CRIOY/CRIOJ/CRI-Ch is an International Event open to three or more countries represented by teams.
 - 4.2. It must include the official competitions for teams and individuals as specified in the rules of the appropriate Championships as laid down in the present Regulations.

Art YRJ-Ch- 4 CHAMPIONSHIPS

1. The Championships must be organised in strict accordance with the General Regulations, the Rules for senior Reining Events, the present specific Regulations, and as specified hereunder.
2. In principle, the Championships can only be held if at least four nations are represented, except outside of Europe where they may be held with any number of regional teams from at least two countries (including the host nation). A nation which

withdraws after the closing date for the entries and before the start of the Championship is, however, considered as represented and therefore count.

3. The Championships should be held some time during a long school holiday.
4. The Championships should be held as an indoor competition.
5. Reasonable entry/starting fees may be charged. Prize money for Young Riders and Juniors must be kept moderate. Only prizes in kind are allowed for Children's competitions.

Chapter III Eligibility at International Events and Championships

Art YR-J-Ch- 5 GENERAL

Young Riders

1. CRIs and Championships for Young Riders are open to **athletes** from the beginning of the year in which they reach the age of 16 until the end of the year in which they reach the age of 21.
2. The participation of a Young Rider in a Championship in one discipline for Young Riders does not exclude the same **athlete** on another horse from participating in a Championship for Seniors in another discipline, if he has reached the appropriate age.
3. Once a **athlete** has taken part in a Championship for Young Riders in any discipline, he can no longer go back to a Championship for Juniors in the same discipline.
4. Once a **athlete** has taken part in a Championship for Seniors in a particular discipline, he can no longer go back to a Championship for Young Riders in the same discipline.

Juniors

1. CRIs and Championships for Juniors are open to **athletes** from the beginning of the year in which they reach the age of 14 until the end of the year in which they reach the age of 18.
2. A Junior (during his 18th year) who has taken part in a Senior Continental or World Championship - is no longer eligible to compete, neither as a Junior nor as a Young Rider, in any international Reining events for Juniors or Young Riders with the same horse.

Children

1. CRIs and Championships for Children are open to child **athletes** from the beginning of the calendar year in which he/she reaches the age of 12 until the end of the calendar year in which he reaches the age of 14.
2. A Child (during his 14th year) who has taken part in a Junior Continental Championship is no longer eligible to compete as a child, in any international Reining events for Children with the same horse within the same calendar year.

Horses

Horses must be minimum 6 years of age, be registered with a National Federation and hold a valid FEI registration/FEI Passport. See Categories of Reining Events Annex VIII. ~~Stallions/Entires may not be ridden by Children and Junior riders in FEI Reining events.~~

Identification: Horses must be stabled in the designated stables throughout the entire event. Failure to do so will entail disqualification.

Each horse keeps the same identification number as provided by the Organising Committee upon arrival throughout the event. It is compulsory that this number be worn by the horse whenever it leaves the stables, so that it may be identified by all officials including the stewards. Failure to display this identification number incurs first a warning and, in case of a repeated offence, a fine imposed on the **athlete** by the Ground Jury or the Appeal Committee according to FEI legal procedure.

Art YR-J-Ch- 6 PARTICIPATION

1. Young Riders/Juniors may not compete both in a Championship for Young Riders or Juniors and in a Championship for Seniors in the same year.
2. A Young Rider/Junior who has taken part in an International Championship for Seniors or in Regional is no longer eligible to take part in any international Reining events for Young Riders/Juniors. The participation of a Young Rider/Junior in any other international Reining events for Seniors does not, however, affect his status as a Young Rider/Junior.

3. Qualification Standards for **athletes** will be established from case to case for all Continental Championships. These will be published prior to 1st January of each year.

Chapter IV Rules for International Events and Championships

Art YR J Ch – 7 PATTERNS, EQUIPMENT, DRESS, JUDGES, TECHNICAL DELEGATE

1. Reining Events for Young Riders/Juniors are held in general under the same rules as those laid down for the Reining Events for Seniors.
2. Patterns
The Official FEI Reining Patterns can be found under Chapter V Patterns.
3. Equipment
Must be in accordance with Article 304 of the Rules for Reining Events.
4. Dress
Must be in accordance with Article 303 of the Rules for Reining Events.
5. Judges
CRIY/ CRIJ /CRI-Ch
Minimum 1 FEI Judge, who does not need to be foreign (see CRI1*)
CRIOY/CRIOJ /CRIO-Ch
Minimum 3 FEI Judges, of which at least one must be foreign.
Championships.
Five FEI Judges are appointed for Championships. The FEI Reining Committee will appoint the Ground Jury members for Championships.
Organising Committees are strongly advised to include in the Ground Jury and the Appeal Committee, officials who have experience in competitions for Young Riders/Juniors/Children
6. Technical Delegate
The FEI Reining Committee will appoint a Technical Delegate in addition to the Ground Jury for Championships.
7. Appeal Committee
Appeal Committee is not required for CRIYR – CRIJ – CRI-Ch. Appendix E of the General regulations applies.
Appeal Committee is required for CRIYO – CRIOY – CRIO-Ch as per the General Regulations.

Chapter V Other Specifications

Art YR-J-CH-8 EXPENSES AND PRIVILEGES

1. Events
Organising Committees of Events open to Young Riders/Juniors/Children are free to offer and negotiate financial and accommodation assistance, either in hotels or youth hostels, or with private families, with the National Federations of the invited **athletes**. The General Regulations do not apply to these Events but may serve as a basis for negotiation by the Organising Committees.
2. Championships and CRIOY/CRIOJ/CRIO-Ch
 - 2.1. NFs are responsible for the travelling expenses of their own Chefs d'Equipe, **athletes**, grooms and horses to and from the location of these Championships and CRIO-Y-J-Ch events.
 - 2.2. For the Organising Committees, the same applies as under paragraph 1 but with the following minimum **to be included in the Global entry fee**:
 - Stabling and fodder for the horses
In principle stabling and fodder should be free of charge, but it is left to the decision of the Organising Committee if they wish to charge a reasonable fee. If charged, it must be stated in the draft schedule.
 - Possibility for the grooms to stay in the immediate vicinity of the stables.
If accommodation is not offered free, then suitable accommodation should be arranged or recommended and prices for same quoted in the schedule.
 - Article 139 of the General Regulations (owners of horses) to apply.
 - Agent and Veterinary fees for entering and leaving the frontier of the organising country and/or the show grounds to be arranged and paid by the Organising Committee.
 - 2.3. The General Regulations apply in the case of Officials.

3. All privileges are to be awarded from one day before the Veterinary Inspection of the Event or the Championship until one day after.
4. The Chefs d'Equipe are responsible for the behaviour of their teams and/or individuals throughout the event. They and their NF are responsible for any damages that occur. If the **athletes** are not lodged in private homes the Chefs d'Equipe must stay with their teams and/or individuals.

During CRIYO/CRIJO/CRIO-Ch and Championships, the Appeal Committee has the authority to assess any costs for damages. According to the FEI legal system the Appeal Committee may impose a fine and has the right to disqualify the team and/or individuals with unacceptable behavior at any stage throughout the Event.

Art YR-J-Ch- 9 PRIZES

1. Prize money at a low level or prizes in kind must be awarded in Young Riders and Juniors Events. Prizes in kind are preferable for Junior events.
Prize money is not allowed for Children Events but only prizes in kind may be awarded.
2. In all Events except FEI Championships, one rosette and a prize in kind or a souvenir, if prize money is not given, must be awarded for each commenced four **athletes** with a minimum of five prizes. It is recommended that stable plaques should be awarded to a minimum of the first four individuals.
3. In FEI Championships, the following minimum number of awards must be presented:
 - 3.1. In the Team Championship, FEI medals for the first three teams (see General Regulations). Cups will be distributed at the General Assembly to the winning NF. In addition, prize money to horse owners and/or prizes in kind, plaques and rosettes for each of the **athletes** in the teams taking the first four places.
 - 3.2. In the Individual Championship, FEI medals (see General Regulations). In addition prize money and/or prizes in kind, plaques and rosettes at a rate of one prize for each commenced four **athletes** with a minimum of five prizes.
 - 3.3. At FEI Championships, the prize-giving and medal ceremony should be given highest importance and should be held in the arena.
 - 3.4. All Chefs d'Equipe and **athletes** should be presented with a rosette, souvenir or a plaque by the Organising Committee.

Art YR-J-Ch- 10 SCHOOLING OF HORSES

Restrictions on Schooling horses

1. All schooling must be in the designated arena(s)
2. Immediately after the Horse Inspection:
Any horse(s) taking part in a CRI/CRIO may only be ridden by the **athlete** who will ride the horse in the competition. The penalty for violating the rule shall be immediate disqualification.

Art YR-J-Ch- 11 SCHEDULE

See General Regulations Art. 115

In addition, the schedule must state the following:

- 1.1. Lodging of Chefs d'Equipe and **athletes** which may be in a hotel or with private families.
- 1.2. Arrangements for parents including a list of hotels where parents can book directly and not through the Organising Committee.
- 1.3. Arrival and departure dates, outside which no expenses will be paid.
- 1.4. Other useful information such as event access map, passport and visa requirements, climate, type of clothing needed, etc.
2. Several copies of this schedule should be sent to all NFs at least eight weeks before the start of the Event and Championship.
3. Approximate starting and finishing time.

Chapter VI Continental and Regional Reining Championships

Art YR-J-Ch- 12 ENTRIES

1. After the approval of the Secretary General of the FEI, the schedule together with the invitation, are sent to the appropriate NFs of the Continent or Region by the NF of the host country.
2. Teams
An NF may enter one team. Each team is composed of three **athletes** and three horses or four **athletes** and four horses. In addition one reserve **athlete**/horse combination is allowed.
In a team composed of four **athletes**, only the three best scores count for the team result. Each **athlete** may ride only one horse in the Championship. The Organising Committee must extend an invitation to the Chef d'Equipe who will be given the same privileges as the **athletes**. However, outside Europe, the NFs concerned may determine the number of teams and the regional basis for team representation.
No individuals in addition to a team are allowed.
4. Individuals instead of teams
An NF which cannot send a team may enter one or two individual **athletes**, each with one horse.
5. Grooms.
NFs are entitled to send one groom for each horse.
6. NFs must make their entries in three phases in accordance with the General Regulations.

Art YR-J-Ch- 13 QUALIFICATIONS

1. Horses
 - 1.1. Horses must be six years old. See Art 302.2 of the Reining Rules.
 - 1.2. In the event of the Championship being held at the same time or almost at the same time and at the same place as a Senior Championship, CRIO or CRI, no horse may compete or be ridden by a Young Rider / Junior / Child as well as by a Senior during these Events.
2. **Athletes**

The qualifications must strictly comply with Article YR-J-CH-6

Art YR-J-Ch -14 COMPETITIONS AND PATTERNS

1. The competitions will comprise:
 - A. The Team Reining Championship
 - A1 This is the Team Reining Competition.

Patterns to be ridden: Selected from one of the FEI recognized patterns in accordance with Annex V
 - B. Individual Reining Championship

The Final Individual Competition which is limited to and compulsory for the best 15 out of the team competition

There will be no adding of percentages from the team competition and individual competition.

In case of certified illness of **athlete** and/or horse, the next **athlete**/horse combination in the respective classification will move up to fill the number of combinations allowed.

The draw for starting order
1. Team Competition Refer to Article 308.3
2. Individual Final Starting order in reverse order of result from Team competition.

Art YR-J-Ch-15 TEAM CLASSIFICATION

1. In the team competition, the winning team (three best **athletes**) is the one with the highest total score, the second is the one with the next highest total score, and so on. Refer to Art 311.

Art YR-J-Ch-16 INDIVIDUAL CLASSIFICATION

In all competitions the winner is the one with the highest score, the second is the one with the next highest score, and so on. Refer to Article 311.

ANNEX CATEGORIES OF REINING EVENTS – 1 JANUARY 2009

	CRI 1*	CRI 2*	CRI 3*	CRI 4*	CRI 5*	CRI-Y CRI-J CRI-Ch
Participation	No restriction on the number of NFs. Horses per athlete left to the discretion of OC	No restriction on the number of NFs. Horses per athlete left to the discretion of OC	No restriction on the number of NFs. Horses per athlete left to the discretion of OC.	No restriction on the number of NFs. Horses per athlete left to the discretion of OC.	No restriction on the number of NFs. Horses per athlete left to the discretion of OC.	No restriction on the number of NFs. Horses per athlete left to the discretion of OC.
Age	Athletes from 18 years.	Athletes from 18 years.	Athletes from 18 years.	Athletes from 18 years.	Athletes from 18 years.	Young Riders: 16 to 21 Juniors: 14 to 18 Children: 12 to 14
Horses	Horses: from 6 years	Horses: from 6 years	Horses: from 6 years	Horses: from 6 years	Horses: from 6 years	Horses: from 6 years.
Athletes	Athletes living abroad may compete in events of their host country, with permission from the NF of their host country	Athletes living abroad may compete in events of their host country, with permission from the NF of their host country	Athletes may only participate under the jurisdiction of the country from which they hold their passport.	Athletes may only participate under the jurisdiction of the country from which they hold their passport.	Athletes may only participate under the jurisdiction of the country from which they hold their passport.	Athletes living abroad may participate under the jurisdiction of their host country if under 18.

Horse Passports	FEI passport not required if competing in their home country - these horses must be registered with their NF, be identifiable by diagram and have a valid vacc. certificate.	FEI passport not required if competing in their home country - these horses must be registered with their NF, be identifiable by diagram and have a valid vacc. certificate	FEI Passport (see also GR Art 139)	FEI Passport (see also GR Art 139)	FEI Passport (see also GR Art 139)	FEI passport not required if competing in their home country - these horses must be registered with their NF, be identifiable by diagram and have a valid vaccination certificate.
Stable Security	Reduced Stable security. Refer to Annex.	Reduced Stable security. Refer to Annex.	Minimum FEI stable security requirements to be met.	Minimum FEI Stable Security requirements to be met.	Minimum FEI Stable Security requirements to be met.	Reduced Stable security. Refer to Annex.
Prize money	Less than CHF 2.400	CHF 2.401 to 9.000	CHF 9.001 to 12.000	CHF 12.001 to 29.999	CHF 30.000 and Upwards.	Less than CHF 2.400 for YR and Juniors. Prizes in kind are preferable. Children: Only prizes in kind are allowed.

Officials	Minimum 1 FEI judge, who does not need to be foreign. In addition National Judges and/or NRHA certified judges may also be used	Minimum 2 FEI judges who do not need to be foreign. In addition National Judges and/or NRHA certified judges may also be used	Minimum 3 FEI Judges. 1 must be foreign. In addition National Judges and/or NRHA certified judges may also be used	5 FEI Judges appointed by the OC in consultation with the FEI. 2 must be foreign.	5 FEI Judges appointed by the OC in consultation with the FEI. 3 must be foreign.	Minimum 1 FEI judge, who does not need to be foreign. In addition National Judges and/or NRHA certified judges may also be used.
Appeal Committee	Not required.	Not required.	Not required.	Not required.	Not required.	Not required.
Vet. Exam/ Inspection	Inspections and examinations required in accordance with the Veterinary rules.	Inspections and examinations required in accordance with the Veterinary rules.	Inspections and examinations required in accordance with the Veterinary rules.	Inspections and examinations required in accordance with the Veterinary rules.	Inspections and examinations required in accordance with the Veterinary rules.	Inspections and examinations required in accordance with the rules.
Calendar	Subject to initial registration fee. Calendar dates may be added at any time without additional charge but not later than 8 weeks prior to the event.	Subject to initial registration fee. Calendar dates may be added at any time without additional charge but not later than 8 weeks prior to the event.	Application sent to the FEI by 1 October the year preceding the event – GR Art 117.	Application sent to the FEI by 1 October the year preceding the event. GR Art 117.	Application sent to the FEI by 1 October the year preceding the event. GR Art 117.	Subject to initial registration fee. Calendar dates may be added at any time without additional charge but not later than 8 weeks prior to the event.

<p>Draft Schedule approval</p>	<p>To be sent to the FEI min. 8 weeks before the event takes place.</p> <p>Copies of the approved definite schedule to be sent to the FEI 4 weeks before the event.</p>	<p>To be sent to the FEI min. 8 weeks before the event takes place.</p> <p>To be sent to the FEI 16 weeks before the event takes place.</p>	<p>To be sent to the FEI 16 weeks before the event takes place.</p> <p>Copies of the approved definite schedule to be sent to the FEI 4 weeks before the event.</p>	<p>To be sent to the FEI 16 weeks before the event takes place.</p> <p>Copies of the approved definite schedule to be sent to the FEI 4 weeks before the event.</p>	<p>To be sent to the FEI 16 weeks before the event takes place.</p> <p>Copies of the approved definite schedule to be sent to the FEI 4 weeks before the event.</p>	<p>To be sent to the FEI min. 8 weeks before the event takes place.</p> <p>Copies of the approved definite schedule to be sent to the FEI 4 weeks before the event.</p>
<p>Results</p>	<p>Results must be sent to the FEI immediately following the event.</p>	<p>Results must be sent to the FEI immediately following the event.</p>	<p>Results must be sent to the FEI immediately following the event.</p>	<p>Results must be sent to the FEI immediately following the event.</p>	<p>Results must be sent to the FEI immediately following the event.</p>	<p>Results must be sent to the FEI immediately following the event.</p>

INTERNATIONAL TEAM EVENTS – CRIO

	CRIO 3*	CRIO 4*	CRIO 5*	CRIO-Y/CRIO-J CRI-Ch
Participation	Minimum 6 NFs invited. 1 Horse per athlete.	Minimum 6 NFs invited. 1 Horse per athlete.	Minimum 6 NFs invited. 1 Horse per athlete.	Minimum 3 NFs invited. 1 Horse per athlete.
Age	Athletes from 18 years.	Athletes from 18 years.	Athletes from 18 years.	Young Riders: 16 to 21 Juniors: 14 to 18 Children: 12 to 14
Horses	Horses: from 6 years	Horses: from 6 years	Horses: from 6 years	Horses: from 6 years
Athletes	Athletes may only participate under the jurisdiction of the country from which they hold their passport.	Athletes may only participate under the jurisdiction of the country from which they hold their passport.	Athletes may only participate under the jurisdiction of the country from which they hold their passport.	Athletes living abroad may participate under the jurisdiction of their host country if under 18.
Horse Passports	FEI Passport (see also GR Art 139)	FEI Passport (see also GR Art 139)	FEI Passport (see also GR Art 139)	FEI Passport (see also GR Art 139)

Stable Security	Minimum FEI stable security requirements to be met.	Minimum FEI stable security requirements to be met.	Minimum FEI stable security requirements to be met.	Reduced Stable security. Refer to Annex.
Prize money	up to CHF 12.000	more than CHF 12.001	more than CHF 50.000	less than CHF 6.000 for YR and Juniors. Children: Only prizes in kind.
Officials	Minimum of 3 FEI Judges, one of which shall be foreign. In addition National Judges and/or NRHA certified judges may also be used.	5 FEI Judges, at least two must be foreign.	5 FEI Judges, at least three must be foreign.	Minimum 3 FEI Judges. 1 must be foreign. In addition National Judges and/or NRHA certified judges may also be used.
Appeal Committee	Required.	Required.	Required.	Required.
Vet. Exam/ Inspection	Inspections and examinations required in accordance with the rules.	Inspections and examinations required in accordance with the rules.	Inspections and examinations required in accordance with the rules.	Inspections and examinations required in accordance with the rules.
Calendar	Application sent to the FEI by 1 October the year preceding the event. GR Art 117.	Application sent to the FEI by 1 October the year preceding the event. GR Art 117.	Application sent to the FEI by 1 October the year preceding the event. GR Art 117.	Application sent to the FEI by 1 October the year preceding the event. GR Art 117.

Draft Schedule approval	To be sent to the FEI 16 weeks before the event takes place. Copies of the approved definite schedule to be sent to the FEI 4 weeks before the event.	To be sent to the FEI 16 weeks before the event takes place. Copies of the approved definite schedule to be sent to the FEI 4 weeks before the event.	To be sent to the FEI 16 weeks before the event takes place. Copies of the approved definite schedule to be sent to the FEI 4 weeks before the event.	To be sent to the FEI 16 weeks before the event takes place. Copies of the approved definite schedule to be sent to the FEI 4 weeks before the event.
Results	Results must be sent to the FEI immediately following the event.	Results must be sent to the FEI immediately following the event.	Results must be sent to the FEI immediately following the event.	Results must be sent to the FEI immediately following the event.